

SAINIK SCHOOL PURULIA

SCHOOL FEE MANAGEMENT (ONLINE)

1. Parents can submit the school fees of their ward through **Online** or **Offline mode**. Details of **Online** procedure are as follows:-

(a) **Payment Mode (Online).**

- (i) Pay school fee using Net Banking.
- (ii) Pay school fee using Credit Card.

Note: **USE OF DEBIT CARDS FACILITY FOR SCHOOL FEES TRANSFER IS NOT AVAILABLE.**

2. Steps for making payment of school fee through **Online Modes**:-


- (a) Open school website www.sainikschoolpurulia.com
- (b) Select Fee Payment option **Pay Fee Online**.
- (c) Mypnb portal will appear (**Pic 1**).
- (d) Select **Sainik School Purulia (Pic 2)**
- (e) Select **collection code ssp** from dropdown list (**Pic 2**).
- (f) **Enter CAPCHA** code and Roll No of your ward and click on **Show Data (Pic 2)**.
- (g) Then fill **Class of your ward, Father's Name** and **mobile No** and **click on submit (Pic 3)**. Fee details and total fees to be paid will be displayed on your screen (**Pic 3 & 4**).
- (h) Then, Pay Fee :-
 - (i) Through **PNB Internet Banking (Retail)**, in case you are having account with **PNB along with Internet Banking facility**.
 - or
 - (ii) Pay Fee **through Credit / Internet Banking** in case you are having account with **any bank other than PNB Bank**.




Note: *In case of failure transaction kindly check the transaction status before initiating another transaction*

- 1.) *Check My Transaction Status Through PNB Internet Banking (Retail)*
- 2.) *Check My Transaction Status through Credit/Debit Card/Internet Banking(Other Banks)*
- 3.) *Click here:- If Transaction Id is not remember !*

(Pic -1)





Feedback and Suggestions
 Visitor No.:68!
Online Payment For Sainik School,Purulia
 SAINIK SCHOOL,PURULIA ▾
 SSP ▾

 7RTHD
 Enter Regn/Roll no: 5087

Note: In case of failure transaction kindly check the transaction status before initiating another transaction

- 1.) [Check My Transaction Status Through PNB Internet Banking \(Retail\)](#)
- 2.) [Check My Transaction Status through Credit/Debit Card/Internet Banking\(Other Banks\)](#)
- 3.) [Click here:- If Transaction Id is not remember !](#)

(Pic -2)




Feedback and Suggestions
 Visitor No.:68!
Online Payment For Sainik School,Purulia
 SAINIK SCHOOL,PURULIA ▾
 SSP ▾

 77YZZ


ROLL NO: 5087 <input type="text"/>	STUDENT NAME: Sapna Singh D/S <input type="text"/>	TUTION FEE(51265): 3700 <input type="text"/>
POCKET MONEY: 0 <input type="text"/>	SUNDRY CHARGES: 1520 <input type="text"/>	
CLASS: XB <input type="text"/>	FATHER NAME: ABHAY SINGH <input type="text"/>	MOBILE NO: 9007217813 <input type="text"/>

Note: In case of failure transaction kindly check the transaction status before initiating another transaction

- 1.) [Check My Transaction Status Through PNB Internet Banking \(Retail\)](#)
- 2.) [Check My Transaction Status through Credit/Debit Card/Internet Banking\(Other Banks\)](#)
- 3.) [Click here:- If Transaction Id is not remember !](#)

(Pic-3)



Feedback and Suggestions
 Visitor No.:140!
Online Payment For Sainik School,Purulia
 SAINIK SCHOOL,PURULIA ▾
 SSP ▾

 6GVYQ

ROLL NO: 5087 <input type="text"/>	STUDENT NAME: Sapna Singh D/S <input type="text"/>	TUTION FEE(51265): 3700 <input type="text"/>
POCKET MONEY: 0 <input type="text"/>	SUNDRY CHARGES: 1520 <input type="text"/>	
CLASS: XB <input type="text"/>	FATHER NAME: ABHAY SINGH <input type="text"/>	MOBILE NO: 9007217813 <input type="text"/>

Total Amount to be paid: 5220

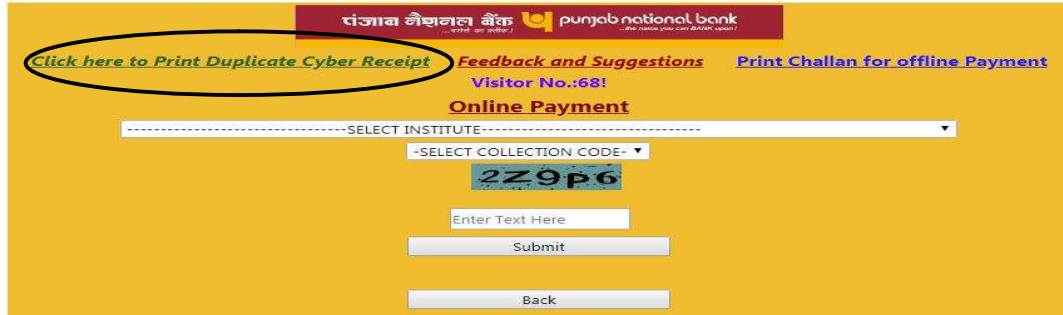
Transaction ID: SSP508750BCFAH Please note the transaction ID for Printing Duplicate Receipt. After Payment if receipt is not generated please check the balance amount in the account (for debit) and wait for one day to print duplicate Receipt.

Note: In case of failure transaction kindly check the transaction status before initiating another transaction

- 1.) [Check My Transaction Status Through PNB Internet Banking \(Retail\)](#)
- 2.) [Check My Transaction Status through Credit/Debit Card/Internet Banking\(Other Banks\)](#)
- 3.) [Click here:- If Transaction Id is not remember !](#)

(Pic-4)

Note : After successful payment through online mode fee receipt will be generated. In case, no receipt is generated, Parents can regenerate duplicate receipt through **PNB Fee portal** one day after transaction date. link <https://www.mypnb.in/payfee/>. Click here to print duplicate Cyber receipt as shown below. Then fill transaction ID and captcha. Duplicate receipt will be generated **(Pic 5)**. In case of unsuccessful transaction, parents are requested to contact their respective bank branch.



The screenshot shows the PNB Fee portal interface. At the top, there is a header with the PNB logo and name in Hindi and English. Below the header, there are three links: "Click here to Print Duplicate Cyber Receipt" (circled in red), "Feedback and Suggestions", and "Print Challan for offline Payment". The "Visitor No.:68!" is displayed. The main heading is "Online Payment". Below this, there are two dropdown menus: "SELECT INSTITUTE" and "SELECT COLLECTION CODE". The "SELECT COLLECTION CODE" dropdown is currently showing "2Z9P6". Below the dropdowns, there is a text input field labeled "Enter Text Here", a "Submit" button, and a "Back" button.

Note: In case of failure transaction kindly check the transaction status before initiating another transaction

- 1.) [Check My Transaction Status Through PNB Internet Banking \(Retail\)](#)
- 2.) [Check My Transaction Status through Credit/Debit Card/Internet Banking\(Other Banks\)](#)
- 3.) [Click here:- If Transaction Id is not remember !](#)

(Pic – 5)

SAINIK SCHOOL PURULIA

SCHOOL FEE MANAGEMENT (OFFLINE)

1. Parents can submit the school fees of their ward through **Online** or **Offline mode**. Details Offline procedure are as follows:-

(a) **Payment Mode (Offline)**. Steps for making payment of school fee through Offline Modes:-

- (i) Generate fee receipt from school website www.sainikschoolpurulia.com
- (ii) Select Fee Payment option **Pay Fee Offline**.
- (iii) Mypnb portal will appear (**Pic 1**).
- (iv) Select **Sainik School Purulia (Pic 2)**.
- (v) Select **collection code ssp** from dropdown list (**Pic 2**).
- (vi) Enter **CAPCHA** code and Roll No of your ward and click on show data (**Pic 3**).
- (vii) Fill **Class of your ward, Father's Name** and **mobile No** and click on **submit (Pic-3)**.
- (viii) Then fee details and total fees to be paid will appear on your screen. **Click to print Chalan (Pic-4)**.
- (ix) Three copy (Bank Copy , Students Copy and Institute Copy will be generated (**Pic-5**).
- (x) Print and visit any branch of Punjab National Bank along with fee receipt.
- (x) Obtain 3 copies of the challan duly acknowledged by the Bank branch with Transaction Number given by the bank (**Pic 5**).



(Pic-1)



(Pic-2)

ਪੰਜਾਬ ਸੈਵਲਰ ਬੈਂਕ Punjab National Bank

Offline Payment For Sainik School, Purulia

SAINIK SCHOOL, PURULIA

SSP

2DUDJ

ARHFR

ROLL NO: 5087 STUDENT NAME: Sapna Singh D/S TUTION FEE(S1265): 3700

POCKET MONEY: 0 SUNDRY CHARGES: 1520

CLASS: X B FATHER NAME: ABHAY SINGH MOBILE NO: 9007217813

2DUDJ 2DUDJ Submit Reset

(Pic-3)

ਪੰਜਾਬ ਸੈਵਲਰ ਬੈਂਕ Punjab National Bank

Offline Payment For Sainik School, Purulia

SAINIK SCHOOL, PURULIA

SSP

5JHNe

ARHFR

ROLL NO: 5087 STUDENT NAME: Sapna Singh D/S TUTION FEE(S1265): 3700

POCKET MONEY: 0 SUNDRY CHARGES: 1520

CLASS: X B FATHER NAME: ABHAY SINGH MOBILE NO: 9007217813

5JHNe 2PCV Submit Reset

Total Amount to be paid: 5220
Click to Print-Details

(Pic-4)

Bank Copy		Student Copy		Institute Copy	
Name of The Institution	SAINIK SCHOOL,PURULIA -SSP	Name of The Institution	SAINIK SCHOOL,PURULIA -SSP	Name of The Institution	SAINIK SCHOOL,PURULIA -SSP
Collection Code	SSP Printed On 20-Sep-2019	Collection Code	SSP Printed On 20-Sep-2019	Collection Code	SSP Printed On 20-Sep-2019
Print ID	PSSPSSP00345	Print ID	PSSPSSP00345	Print ID	PSSPSSP00345
ROLL NO	5087	ROLL NO	5087	ROLL NO	5087
STUDENT NAME	Sapna Singh D/S	STUDENT NAME	Sapna Singh D/S	STUDENT NAME	Sapna Singh D/S
TUTION FEE(S1265)	3700	TUTION FEE(S1265)	3700	TUTION FEE(S1265)	3700
POCKET MONEY	0	POCKET MONEY	0	POCKET MONEY	0
SUNDRY CHARGES	1520	SUNDRY CHARGES	1520	SUNDRY CHARGES	1520
NA	NA	NA	NA	NA	NA
NA	NA	NA	NA	NA	NA
NA	NA	NA	NA	NA	NA
NA	NA	NA	NA	NA	NA
NA	NA	NA	NA	NA	NA
CLASS	XB	CLASS	XB	CLASS	XB
FATHER NAME	ABHAY SINGH	FATHER NAME	ABHAY SINGH	FATHER NAME	ABHAY SINGH
MOBILE NO	9007217813	MOBILE NO	9007217813	MOBILE NO	9007217813
NA	NA	NA	NA	NA	NA
NA	NA	NA	NA	NA	NA
NA	NA	NA	NA	NA	NA
NA	NA	NA	NA	NA	NA
Total Fee Paid	5220	Total Fee Paid	5220	Total Fee Paid	5220

Print Back

(Pic-5)

SAINIK SCHOOL PURULIA

SCHOOL FEE MANAGEMENT (NEFT THROUGH ANY BANK BRANCH)

1. Parents can submit the school fees of their ward through NEFT (**Through Any Bank Branch**). Details NEFT procedure are as follows:-

- (a) Get total fees to be paid in respect of your ward from school website **as per procedure pay through online mode.**
- (b) Open school website www.sainikschoolpurulia.com
- (c) Select Fee Payment option **Pay Fee Online.**
- (d) Mypnb portal will appear (**Pic 1**).
- (e) Select **Sainik School Purulia (Pic 2).**
- (f) Select **collection code ssp** from dropdown list (**Pic 2**).
- (g) **Enter CAPCHA** code and Roll No of your ward and click on **Show Data (Pic 2).**
- (h) Then fill **Class of your ward, Father's Name** and **mobile No** and click on **submit (Pic 3)**. **Fee details and total fees to be paid will be displayed on your screen (Pic 3 & 4).**

2. Additional Rs. 6/- are required to be add with the total amount of fees due as transaction charges. For example if the fees is Rs. 50,000, then add Rs. 6/- to it. You have to pay by the NEFT the amount of **Rs. 50,006/-**. Details of NEFT account are as follows :-

- (a) Account No : SSP<student roll no>student first name><class>
- (b) IFSC : PUNB0047500

For example : Student Name : PRAKASH KUMAR

Roll No : 1212

Class : 6

Account no will be : SSP1212PRAKASH6

3. It is to be noted that account no / code will be different for each student on the basis of his / her roll no, first name and class.

4. Payment thus can be made from any bank by giving above NEFT details.

Note: In case of failure transaction kindly check the transaction status before initiating another transaction

- 1.) [Check My Transaction Status Through PNB Internet Banking \(Retail\)](#)
- 2.) [Check My Transaction Status through Credit/Debit Card/Internet Banking\(Other Banks\)](#)
- 3.) [Click here:- IF Transaction Id is not remember !](#)

(Pic -1)

