


Process Flow for Payment through Online



Note: In case of failure transaction kindly check the transaction status before initiating another transaction

- [1.\) Check My Transaction Status Through PNB Internet Banking \(Retail\)](#)
- [2.\) Check My Transaction Status through Credit/Debit Card/Internet Banking\(Other Banks\)](#)
- [3.\) Click here:- If Transaction Id is not remember !](#)

Click on the select and select Sainik School, Purulia

Then Select SSP from The Dropdown



Note: In case of failure transaction kindly check the transaction status before initiating another transaction

- [1.\) Check My Transaction Status Through PNB Internet Banking \(Retail\)](#)
- [2.\) Check My Transaction Status through Credit/Debit Card/Internet Banking\(Other Banks\)](#)
- [3.\) Click here:- If Transaction Id is not remember !](#)

Then you have to enter the CAPCHA code and Roll no.

Then click on show data.



Feedback and Suggestions
 Visitor No.:256!
Online Payment For Sainik School, Purulia

SAINIK SCHOOL, PURULIA
 SSP

 Y9H84

ROLL NO	<input type="text"/>	STUDENT NAME	<input type="text"/>	TUTION FEE(51265)	<input type="text" value="51411"/>
POCKET MONEY	<input type="text" value="1350"/>	SUNDRY CHARGES	<input type="text" value="7843"/>		
CLASS	<input type="text"/>	FATHER NAME	<input type="text"/>	MOBILE NO	<input type="text"/>

In this page Roll no, Student Name, Tution Fee, Pocket Money, Sundry Deposit will appear automatically.

You have to fill Class, Father Name and mobile number and click on submit.

Visitor No.:256!
Online Payment For Sainik School, Purulia

SAINIK SCHOOL, PURULIA
 SSP

 Y9H84

ROLL NO	<input type="text"/>	STUDENT NAME	<input type="text"/>	TUTION FEE(51265)	<input type="text" value="51411"/>
POCKET MONEY	<input type="text" value="1350"/>	SUNDRY CHARGES	<input type="text" value="7843"/>		
CLASS	<input type="text" value="8"/>	FATHER NAME	<input type="text" value="Fathima sifa"/>	MOBILE NO	<input type="text" value="0987454321"/>

Total Amount to be paid: 60604

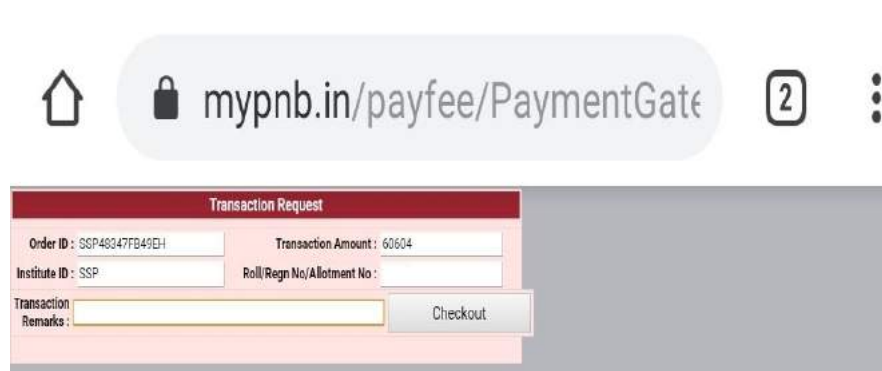
Transaction ID: SSP48347FB49EH Please note the transaction ID for Printing Duplicate Receipt.
After Payment if receipt is not generated please check the balance amount in the account (for debit) and wait for one day to print duplicate Receipt.

In this page Total amount will be appear.

There will be 2two payment option.

If you are using PNB net banking, you can select Pay FEE through PNB Internet banking (Retail).

Else select Pay Fee Through Credit/Debit Card/Internet Banking



If you Have select Pay Fee Through Credit/Debit Card/Internet Banking this page will appear.

You have to write transaction remarks and check out



In this page you can select cards or Net Banking. Then you have to put your Banking Credentials for the transaction. After successful transaction the receipt will generate.

Convenience Fee will be applicable as follows

Service charges are:

- 1)Net Banking

SBI-Rs18, Axis bank- Rs 13, Kotak Mahindra bank- Rs 13, ICICI Bank – Rs 13, HDFC Bank Rs-16, Other Bank- Rs 8. +GST as applicable

- For Credit Card- 1 %+ GST
- PNB Internet Banking- NIL

After the Transaction done through Netbanking /Credit card

Click on

3.)If transaction id is not remember

The screenshot shows the Punjab National Bank online payment interface. At the top, it displays the bank's logo and name in Hindi and English. Below that, it says "Feedback and Suggestions" and "Visitor No.:256!". The main heading is "Online Payment For Sainik School, Purulia". There are dropdown menus for "SAINIK SCHOOL_PURULIA" and "SSP". A CAPTCHA image shows "Y9 H84". Below the CAPTCHA is a text input field with "Y9H84". There is a text input field for "Enter Regn./Roll no:" with the value "4834" and a "Show Data" button. At the bottom, there is a "Back" button.

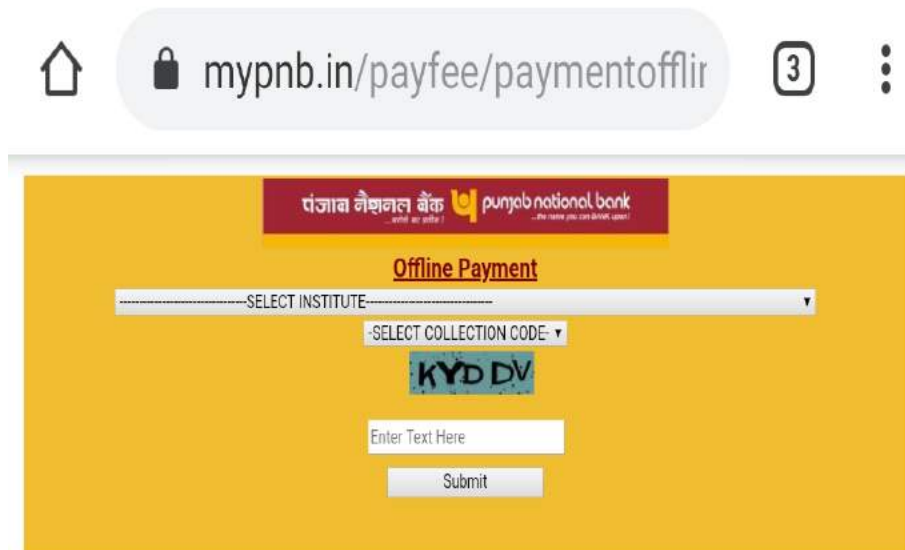
Note: In case of failure transaction kindly check the transaction status before initiating another transaction

- [1.\) Check My Transaction Status Through PNB Internet Banking \(Retail\)](#)
- [2.\) Check My Transaction Status through Credit/Debit Card/Internet Banking\(Other Banks\)](#)
- [3.\) Click here:- If Transaction Id is not remember !](#)

Generate the Duplicate Receipt by Entering the following details shown in image

The screenshot shows the Punjab National Bank Fee-Portal interface. At the top, it displays the bank's logo and name in Hindi and English. Below that, it says "Fee-Portal". The main heading is "पंजाब नैशनल बैंक" and "punjab national bank". There are input fields for "Institute Name" (SAINIK S), "Roll No./Reg No./Challan No./Name" (Roll No./Reg No./Challan No./Nam), and "Transaction Date" (dd-mm-yyyy). There is a CAPTCHA image showing "LYL CZ" and an "Enter" button. There are two buttons: "Click for Duplicate Receipt >>" and "Back >>". At the bottom, there is a "Show Details" button.

Process Flow for Offline Payment at any PNB Branch



The screenshot shows the PNB website's offline payment interface. At the top, the browser address bar displays 'mypnb.in/payfee/paymentofflir'. The page header features the PNB logo in Hindi and English. The main heading is 'Offline Payment'. Below this, there is a dropdown menu for 'SELECT INSTITUTE', a 'SELECT COLLECTION CODE' dropdown, a CAPTCHA image showing 'KYDDV', a text input field with the placeholder 'Enter Text Here', and a 'Submit' button.

Click on Select Institutes

Select Sainik School, Purulia from the dropdown

Then click on select institute and select SSP.



This screenshot shows the form after selections. The 'SELECT INSTITUTE' dropdown now displays 'SAINIK SCHOOL,PURULIA'. The 'SELECT COLLECTION CODE' dropdown shows 'SSP'. A new CAPTCHA image displays 'H8V9Y'. Below the CAPTCHA is a text input field containing 'H8V9Y'. At the bottom, there is a label 'Enter Regn/Roll no:' followed by an empty text input field and a 'Show Data' button.

Then you have to enter the CAPCHA code and Roll no.

Then click on show data.

Offline Payment For Sainik School Purulia

SAINIK SCHOOL,PURULIA

SSP

33HC8

HEV9Y

ROLL NO: _____ STUDENT NAME: _____ TUTION FEE(51265): 38714

POCKET MONEY: 1350 SUNDRY CHARGES: 436

CLASS: 8 FATHER NAME: Sghsi shis MOBILE NO: 0987654321

33HC8 33HC8

In this page Roll no, Student Name, Tution Fee, Pocket Money, Sundry Deposit will appear automatically. You have to fill Class, Father Name and mobile number and click on submit.

Bank Copy		Student Copy		Institute Copy	
Name of The Institution: SAINIK SCHOOL,PURULIA - SSP		Name of The Institution: SAINIK SCHOOL,PURULIA - SSP		Name of The Institution: SAINIK SCHOOL,PURULIA - SSP	
Collection Code: SSP Printed On: 30-Aug-2019		Collection Code: SSP Printed On: 30-Aug-2019		Collection Code: SSP Printed On: 30-Aug-2019	
Print ID: PSSPSSP00013		Print ID: PSSPSSP00013		Print ID: PSSPSSP00013	
ROLL NO		ROLL NO		ROLL NO	
STUDENT NAME		STUDENT NAME		STUDENT NAME	
TUTION FEE(51265)	38714	TUTION FEE(51265)	38714	TUTION FEE(51265)	38714
POCKET MONEY	1350	POCKET MONEY	1350	POCKET MONEY	1350
SUNDRY CHARGES	436	SUNDRY CHARGES	436	SUNDRY CHARGES	436
NA		NA		NA	
NA		NA		NA	
NA		NA		NA	
NA		NA		NA	
NA		NA		NA	
NA		NA		NA	
CLASS	8	CLASS	8	CLASS	8
FATHER NAME	Sghsi shis	FATHER NAME	Sghsi shis	FATHER NAME	Sghsi shis
MOBILE NO	0987654321	MOBILE NO	0987654321	MOBILE NO	0987654321
NA		NA		NA	
NA		NA		NA	
NA		NA		NA	
NA		NA		NA	
NA		NA		NA	
Total Fee Paid	40500	Total Fee Paid	40500	Total Fee Paid	40500

Print this challan page and visit any PNB branch for the payment.

Charges

Bank charges will be Rs40 per transaction