

## SAINIK SCHOOL PURULIA

### SCHOOL FEE MANAGEMENT (ONLINE)

1. Parents can submit the school fees of their ward through **Online** or **Offline mode**. Details of **Online** procedure are as follows:-

(a) **Payment Mode (Online).**

- (i) Pay school fee using Net Banking.
- (ii) Pay school fee using Credit Card.

**Note:** **USE OF DEBIT CARDS FACILITY FOR SCHOOL FEES TRANSFER IS NOT AVAILABLE.**

2. Steps for making payment of school fee through **Online Modes**:-



- (a) Open school website [www.sainikschoolpurulia.com](http://www.sainikschoolpurulia.com)
- (b) Select Fee Payment option **Pay Fee Online**.
- (c) Mypnb portal will appear (**Pic 1**).
- (d) Select **Sainik School Purulia (Pic 2)**
- (e) Select **collection code ssp** from dropdown list (**Pic 2**).
- (f) **Enter CAPCHA** code and Roll No of your ward and click on **Show Data (Pic 2)**.
- (g) Then fill **Class of your ward, Father's Name** and **mobile No** and click on **submit (Pic 3)**. Fee details and total fees to be paid will be displayed on your screen (**Pic 3 & 4**).
- (h) Then, Pay Fee :-
  - (i) Through **PNB Internet Banking (Retail)**, in case you are having account with **PNB** along with **Internet Banking facility**.
  - or
  - (ii) Pay Fee **through Credit / Internet Banking** in case you are having account with **any bank other than PNB Bank**.



**Note:** In case of failure transaction kindly check the transaction status before initiating another transaction

- 1.) Check My Transaction Status Through PNB Internet Banking (Retail)
- 2.) Check My Transaction Status through Credit/Debit Card/Internet Banking(Other Banks)
- 3.) Click here:- [If Transaction Id is not remember !](#)



**(Pic -1)**


  
**Feedback and Suggestions**  
 Visitor No.:68!  
**Online Payment For Sainik School,Purulia**  
 SAINIK SCHOOL,PURULIA ▾  
 SSP ▾  
  
 7RTHD  
 Enter Regn/Roll no: 5087

**Note: In case of failure transaction kindly check the transaction status before initiating another transaction**

- 1.) [Check My Transaction Status Through PNB Internet Banking \(Retail\)](#)
- 2.) [Check My Transaction Status through Credit/Debit Card/Internet Banking\(Other Banks\)](#)
- 3.) [Click here:- If Transaction Id is not remember !](#)

**(Pic -2)**




  
**Feedback and Suggestions**  
 Visitor No.:68!  
**Online Payment For Sainik School,Purulia**  
 SAINIK SCHOOL,PURULIA ▾  
 SSP ▾  
  
 77YZZ  

ROLL NO: 5087 <input type="text"/>	STUDENT NAME: Sapna Singh D/S <input type="text"/>	TUTION FEE(51265): 3700 <input type="text"/>
POCKET MONEY: 0 <input type="text"/>	SUNDRY CHARGES: 1520 <input type="text"/>	
CLASS: XB <input type="text"/>	FATHER NAME: ABHAY SINGH <input type="text"/>	MOBILE NO: 9007217813 <input type="text"/>

**Note: In case of failure transaction kindly check the transaction status before initiating another transaction**

- 1.) [Check My Transaction Status Through PNB Internet Banking \(Retail\)](#)
- 2.) [Check My Transaction Status through Credit/Debit Card/Internet Banking\(Other Banks\)](#)
- 3.) [Click here:- If Transaction Id is not remember !](#)

**(Pic-3)**


  
**Feedback and Suggestions**  
 Visitor No.:140!  
**Online Payment For Sainik School,Purulia**  
 SAINIK SCHOOL,PURULIA ▾  
 SSP ▾  
  
 6GVYQ  

ROLL NO: 5087 <input type="text"/>	STUDENT NAME: Sapna Singh D/S <input type="text"/>	TUTION FEE(51265): 3700 <input type="text"/>
POCKET MONEY: 0 <input type="text"/>	SUNDRY CHARGES: 1520 <input type="text"/>	
CLASS: XB <input type="text"/>	FATHER NAME: ABHAY SINGH <input type="text"/>	MOBILE NO: 9007217813 <input type="text"/>

**Total Amount to be paid: 5220**

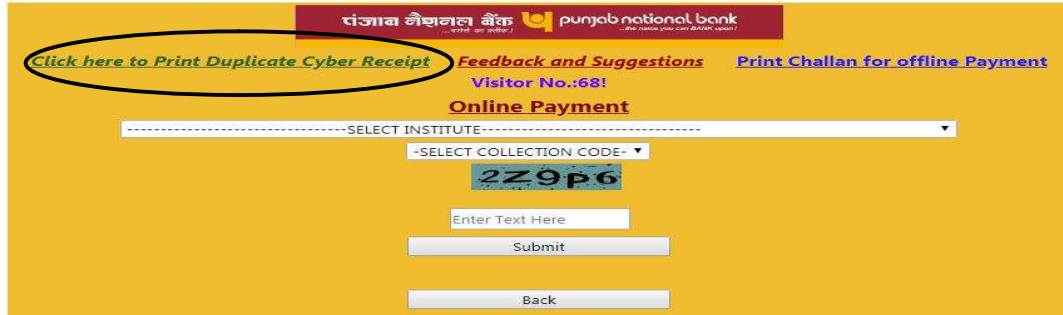
Transaction ID: SSP508750BCFAH Please note the transaction ID for Printing Duplicate Receipt. After Payment if receipt is not generated please check the balance amount in the account (for debit) and wait for one day to print duplicate Receipt.

**Note: In case of failure transaction kindly check the transaction status before initiating another transaction**

- 1.) [Check My Transaction Status Through PNB Internet Banking \(Retail\)](#)
- 2.) [Check My Transaction Status through Credit/Debit Card/Internet Banking\(Other Banks\)](#)
- 3.) [Click here:- If Transaction Id is not remember !](#)

**(Pic-4)**

**Note** : After successful payment through online mode fee receipt will be generated. In case, no receipt is generated, Parents can regenerate duplicate receipt through **PNB Fee portal** one day after transaction date. link <https://www.mypnb.in/payfee/>. Click here to print duplicate Cyber receipt as shown below. Then fill transaction ID and capcha. Duplicate receipt will be generated **(Pic 5)**. In case of unsuccessful transaction, parents are requested to contact their respective bank branch.



The screenshot shows the PNB Fee portal interface. At the top, there is a header with the PNB logo and name in Hindi and English. Below the header, there are three links: "Click here to Print Duplicate Cyber Receipt" (circled in red), "Feedback and Suggestions", and "Print Challan for offline Payment". The page displays "Visitor No.:68!". The main heading is "Online Payment". Below this, there are two dropdown menus: "SELECT INSTITUTE" and "SELECT COLLECTION CODE". The collection code dropdown is currently set to "2Z9P6". There is a text input field labeled "Enter Text Here" and a "Submit" button. At the bottom of the form area, there is a "Back" button.

**Note: In case of failure transaction kindly check the transaction status before initiating another transaction**

- 1.) [Check My Transaction Status Through PNB Internet Banking \(Retail\)](#)
- 2.) [Check My Transaction Status through Credit/Debit Card/Internet Banking\(Other Banks\)](#)
- 3.) [Click here:- If Transaction Id is not remember !](#)

**(Pic – 5)**